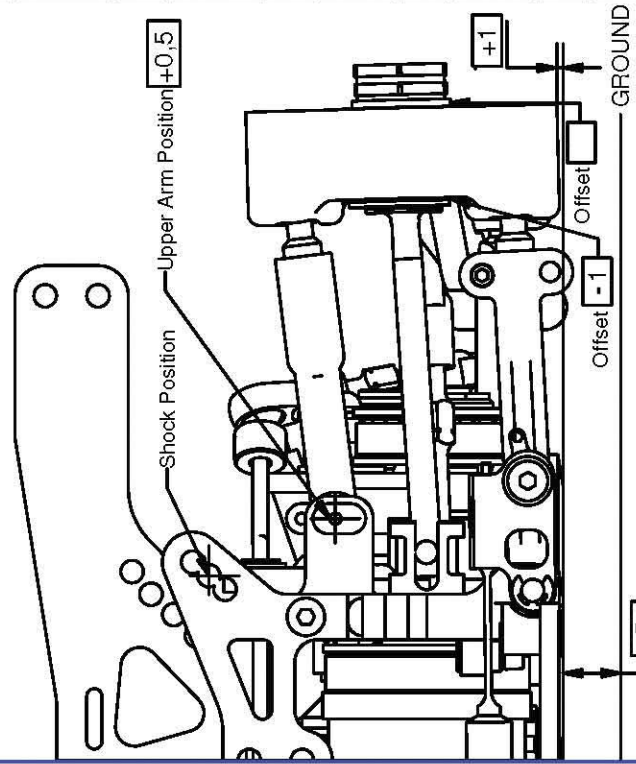


- DEFAULT SET-UP SHEET -

Capricorn RC

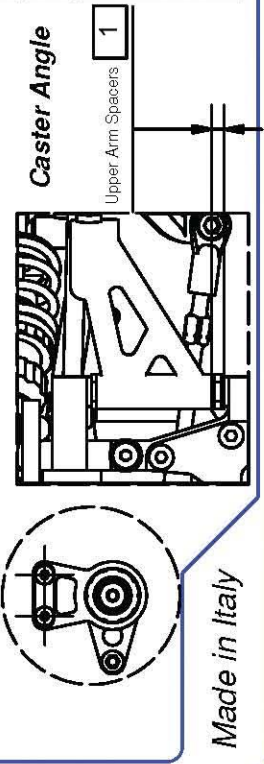
FRONT		REAR	
LEFT	RIGHT	LEFT	RIGHT
TYRES		TYRES	
TYPE		TYPE	
SHORE		SHORE	
DIAMETER		DIAMETER	
SHOCK ABSORBERS			
650		650	
STD	STD	STD	STD
2	3	2	3
SPRING			
DAMPING			
ANTI-ROLL BARS			
0°		30°	
45°		60°	
90°		90°	
2,0		2,1	
2,2		2,3	
2,4		2,5	
1 ST SPUR GEAR 2 ND			
52		53	
54		54	
47		48	
48		49	
1 ST PINION 2 ND			
14		15	
19		20	
DRIVE TRAIN			
MIDDLE AXLE PULLEY		25	
25		26	
ENGINE			
TYPE		LAB E01	
MUFFLER		EFRA 2662	
PLUG		6T	
NITRO		CAPRICORN 16%	
BODY			
TYPE		CRUZER	
SET-UP SHEET			
NAME		TOSOLINI	
DATE		06-03-2010	
TEMP		28°C	
TRACK		HOUSTON	
TRACTION		GOOD	
RESULT		T.Q.	
BEST LAP		16.400	

Front

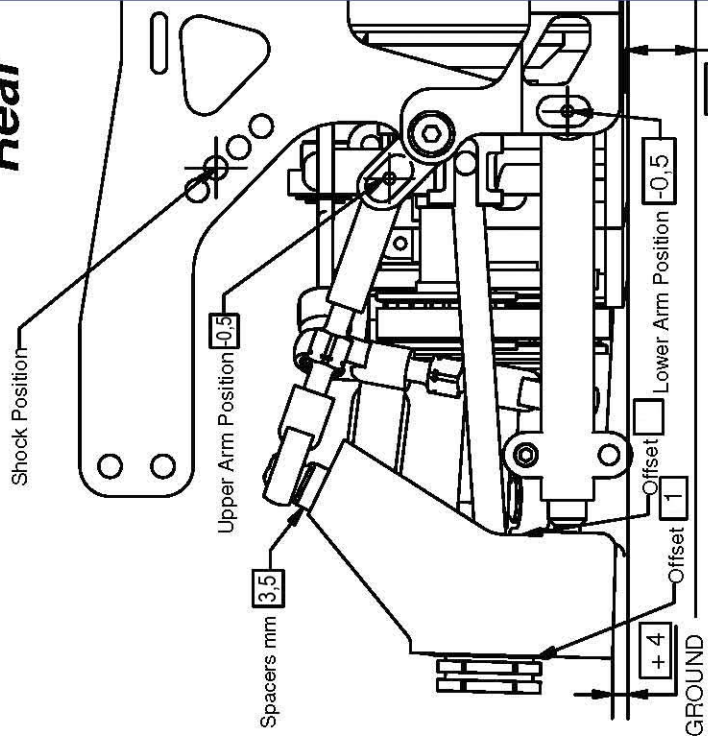


CAMBER	TOE	WIDHT
LEFT -2°	-1,5°	199 mm
RIGHT -2°		

ACKERMANN INSERTS	GEAR DIFF. OIL
10mm <input type="checkbox"/> 11mm <input type="checkbox"/> 12mm <input type="checkbox"/>	150.000



Rear



CAMBER	TOE	WIDHT
LEFT 4,0°	3°	200 mm
RIGHT 3,5°		

WHEEL BASE	GEAR DIFF. OIL
SHORT <input type="checkbox"/> LONG <input checked="" type="checkbox"/>	70.000